

The seal of the U.S. House of Representatives is centered in the background. It features an eagle with wings spread, holding an olive branch and arrows. A shield with red and white stripes is on the eagle's chest. Above the eagle is a constellation of stars. A banner across the eagle's chest reads "E PLURIBUS UNUM". The seal is encircled by the text "U.S. HOUSE OF REPRESENTATIVES" in a blue ring with gold lettering.

Congressman Jeff Fortenberry

1st District of Nebraska

Federal Spending in Fiscal Year 2016:

\$3.919 Trillion

(2015: \$3.66 Trillion)

Unemployment,
Welfare, SSI for
Disabled, SNAP,
Federal
Pensions,
Veterans
\$721B – 17%

Net Interest
\$255B – 6%

Defense
\$589B – 14%

Non-Defense
\$609B – 15%



Mandatory

Discretionary

Medicaid
\$381B – 9%

Medicare
\$692B – 17%

Social Security
\$910B – 22%

Mandatory: 65%

Discretionary: 29%

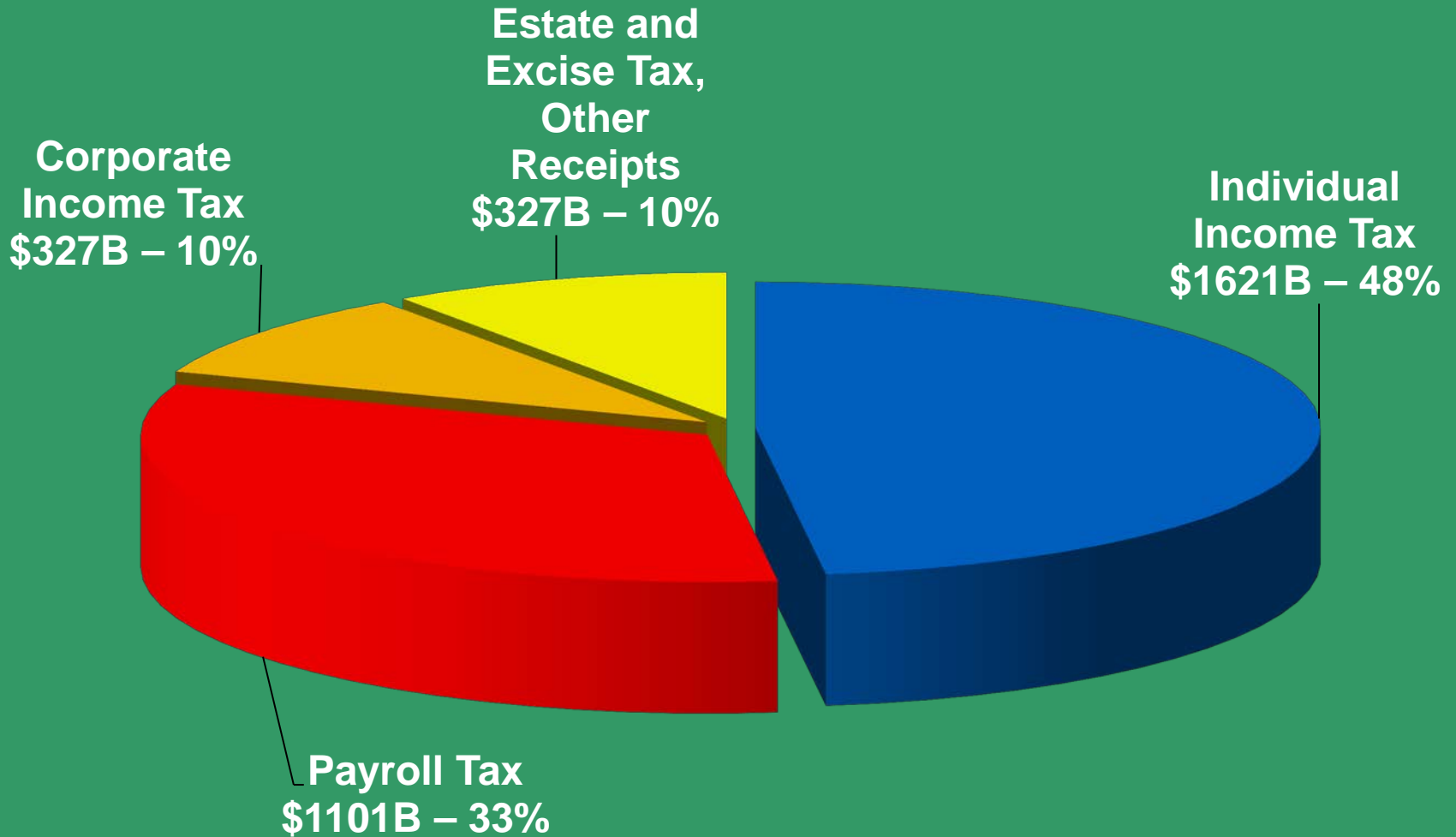
Interest: 6%

Offsetting Receipts -\$237B

Federal Revenue in Fiscal Year 2016:

\$3.376 Trillion

(2015: \$3.19 Trillion)

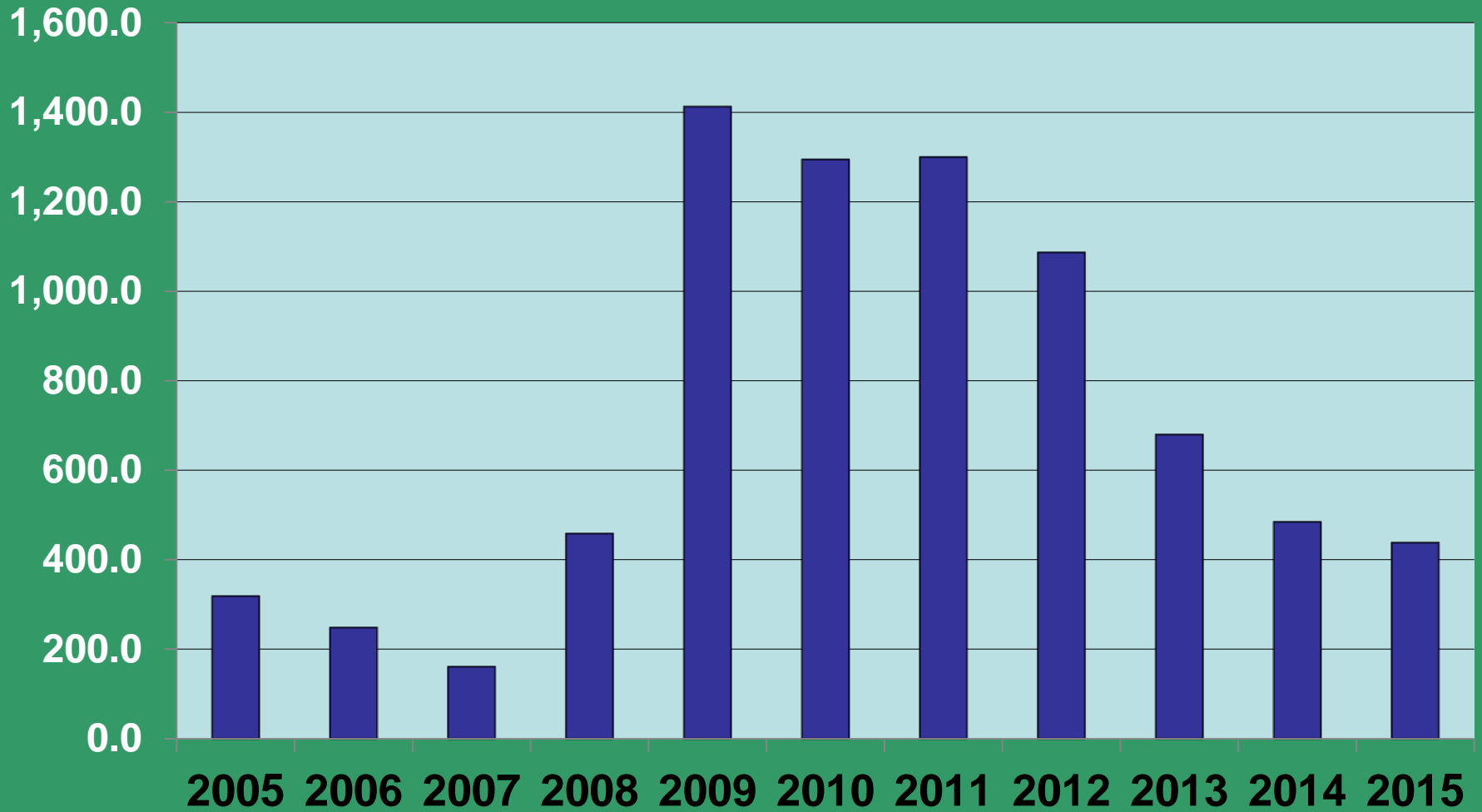



A Quarter Century of Spending Growth

	FY 1990	FY 2000	FY 2016
Spending	\$1.25 Trillion	\$1.79 Trillion	\$3.919 Trillion
Deficit or Surplus	\$221 Billion Deficit	\$235 Billion Surplus*	\$544 Billion Deficit (2015: \$439 Billion)
Debt	\$3.23 Trillion	\$5.67 Trillion	\$19 Trillion
Debt Per Capita	\$13,000	\$20,100	\$58,726

***Deficit in 2005 was \$318 Billion**

Budget Deficits Over the Past Ten Years (in Billions)



The seal of the U.S. House of Representatives is centered in the background. It features an eagle with wings spread, holding an olive branch and arrows. A shield with red and white stripes is on the eagle's chest. Above the eagle is a constellation of stars. A banner across the eagle's chest reads "E PLURIBUS UNUM". The seal is encircled by the text "U.S. HOUSE OF REPRESENTATIVES" in a blue ring with gold lettering.

Congressman Jeff Fortenberry
1st District of Nebraska



